



Public Opinion Survey of Canadians

GAI ÉCOUTE

PAN-CANADIAN OMNIBUS STUDY

Perceptions and Opinions of Canadians Regarding Homosexual People

May 2005
File: 12717-007



MEMBER/MEMBRE **GALLUP**
INTERNATIONAL ASSOCIATION

507 Place d'Armes, suite 700,
Montréal, Québec H2Y 2W8
Telephone: 514-982-2464
Fax: 514-987-1960
E-mail: info@legermarketing.com

Table of Contents

Introduction	3
Research Results.....	4
1. Canadian Perception and Opinion of Homosexuality.....	5
1.1 Evolution of the Perception of Homosexuality in Canada.....	5
1.2 Opinion of Campaigns to Fight Homophobia	7
2. Attitude of Canadians towards Homosexual People.....	9
2.1 Marriage of a Family Member with a Person of the Same Sex	9
2.2 Attending the Wedding of Two Homosexual People	11
2.3 Awareness of Homosexual People in Family, Friend and Co-Worker Circles...	13
2.4 Reaction to the Homosexuality of an Immediate Family Member	14
2.5 Reaction to the Homosexuality of a Close Co-Worker	15
2.6 Reaction to the Homosexuality of a Close Friend.....	16
3. Interaction with Homosexual People	17
Questionnaire.....	20

Introduction

Study Context and Purpose

Leger Marketing was commissioned by the *Gai Écoute* organization to survey Canadian perception and opinion regarding homosexual people.

Methodology

This study was conducted by Leger Marketing through telephone interviews among a representative sample of 1,507 English- or French-speaking Canadians, 18 years of age or older.

The interviews were conducted from our Montreal and Winnipeg call centres from May 3 to May 11, 2005. Up to ten call-backs were made in the case of non-response.

Using census data from Statistics Canada, the results were weighted according to gender, age, region and mother tongue to ensure a sample representative of the entire Canadian adult population.

In the end, the maximum margin of error obtained for a sample of 1,507 respondents is $\pm 2.6\%$, 19 times out of 20.

Note to readers

- Results are presented in the form of graphs according to respondents' region of residence.
- Since the data presented in the graphs and tables has been rounded out, column totals may not equal 100%.

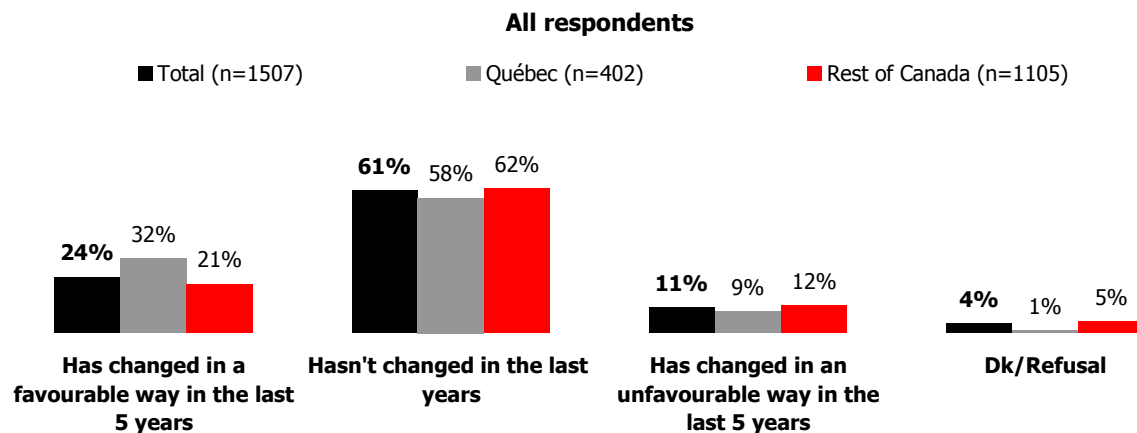
Research Results

1. Canadian Perception and Opinion of Homosexuality

1.1 Evolution of the Perception of Homosexuality in Canada

- ❖ Perceptions of homosexuality have improved in Canada over the past 5 years: close to a quarter (**24%**) of Canadians surveyed believe they have **a more favourable perception of homosexuality** than they did 5 years ago.
 - ⇒ This is especially true for Quebeckers as opposed to the rest of Canadians (32% vs. 21% for other Canadians).
- ❖ In contrast, **11%** of respondents consider their perception of homosexuality **has deteriorated** during this same period.
- ❖ Furthermore, three out of five Canadians surveyed (**61%**) have not seen **any change** in their perception of homosexuality over the past 5 years.
- ❖ The proportion of respondents who could not or did not want to answer is 4%.

Graph 1.1 QG2. Would you say your perception of homosexuality has changed in a favourable or an unfavourable way or it hasn't changed in the last five years?



QG2. Would you say your perception of homosexuality ... ?

Base: All respondents.	Total Canada (n=1507)	Atl. Prov. (n=100)	Québec (n=402)	Ontario (n=604)	Prairies (n=125)	Alberta (n=125)	BC (n=151)
...Has changed in a favourable way in the last 5 years	24	29	32 ↗	20 ↘	23	10 ↘	25
...Hasn't changed in the last 5 years	61	58	58	63	63	71 ↗	56
...Has changed in an unfavourable way in the last 5 years	11	9	9	11	8	16 ↗	12
Don't know / Refusal	4	3	1 ↘	6	6	3	7

- ❖ The following table presents the characteristics of respondent who claim that over the past 5 years, their perception of homosexuality...

...Has changed in a favourable way

- ▶ Quebeckers (32%)
- ▶ Francophones (32%)
- ▶ People aged 18 to 24 (31%)
- ▶ Students (46%)
- ▶ People without any minors at home (25%)
- ▶ People who are comfortable with homosexuality (27%)
- ▶ People who think homosexuality is normal (29%)

...Hasn't changed

- ▶ Albertans (71%)
- ▶ Anglophones (65%)
- ▶ People aged 25 to 34 (70%) and 35 to 44 (68%)
- ▶ Professionals (67%)
- ▶ People whose gross annual household income is \$80,000 or more (21%)
- ▶ People with a university level education (66%)
- ▶ People who are comfortable with homosexuality (65%)
- ▶ People who think homosexuality is normal (66%)

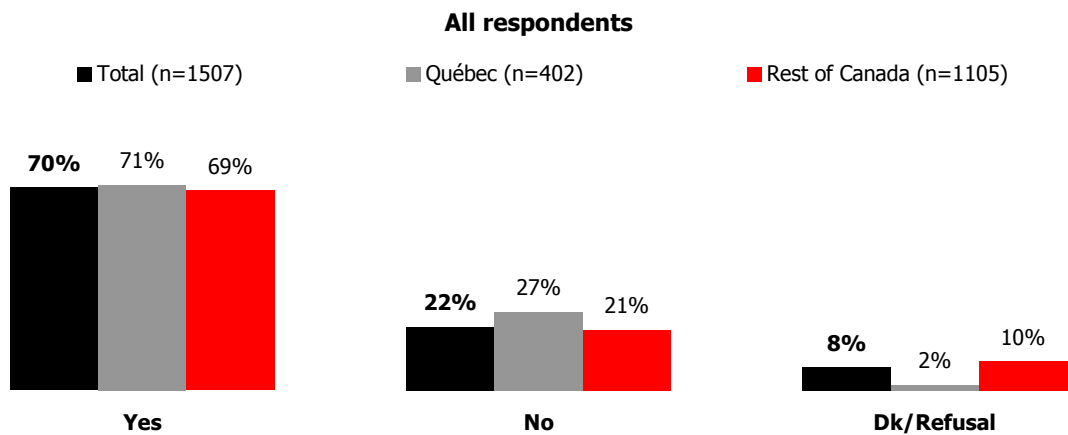
...Has changed in an unfavourable way

- ▶ Albertans (16%)
- ▶ Allophones (17%)
- ▶ People aged 65 or older (20%)
- ▶ Manual workers (17%) and people who are retired (18%)
- ▶ People whose gross annual household income is between \$20,000 and \$39,999 (16%)
- ▶ People with an elementary (23%) or high school (4%) level education
- ▶ People uncomfortable with homosexuality (24%)
- ▶ People who think homosexuality is abnormal (18%)

1.2 Opinion of Campaigns to Fight Homophobia

- ❖ Many Canadians surveyed think homosexual people **are justified in their campaigns** against homophobia and discrimination with respect to human rights: seven respondents out of ten (**70%**) share this view.
- ❖ However, nearly a quarter (**22%**) of Canadians surveyed **disapprove of this approach**.
 ⇒ It is surprising to observe that Quebecers, whose perception of homosexuality has improved the most over the last 5 years, are the most likely to speak out against these campaigns to raise awareness (27% vs. 21% for other Canadians).
- ❖ Nearly one tenth (8%) of Canadians surveyed could not or did not want to give their opinion on this question.

Graph 1.2 QG1. Are homosexual people justified in wanting to carry out campaigns to fight against homophobia and discrimination related to human rights?



QG1. Are homosexual people justified in wanting to carry out campaigns to fight against homophobia and discrimination related to human rights?

Base: All respondents.	Total Canada (n=1507)	Atl. Prov. (n=100)	Québec (n=402)	Ontario (n=604)	Prairies (n=125)	Alberta (n=125)	BC (n=151)
	%	%	%	%	%	%	%
Yes	70	73	71	71	65	62 ↘	69
No	22	18	27 ↗	18 ↘	27	30 ↗	19
Don't know / can't recall	8	9	2 ↘	10	8	8	12

- ❖ The following table presents the characteristics of respondents who claim that homosexual people...

...Are justified in wanting to carry out campaigns to raise awareness

- ▶ Francophones (75%)
- ▶ Women (72%)
- ▶ People aged 18 to 24 (77%), 25 to 34 (78%) and 35 to 44 (77%)
- ▶ Professionals (83%) and students (86%)
- ▶ People whose gross annual household income is \$80,000 or more (84%)
- ▶ People with a college (74%) or university (82%) level education
- ▶ People comfortable with homosexuality (71%)
- ▶ People who think homosexuality is normal (86%)

... Are not justified in wanting to carry out this type of campaign

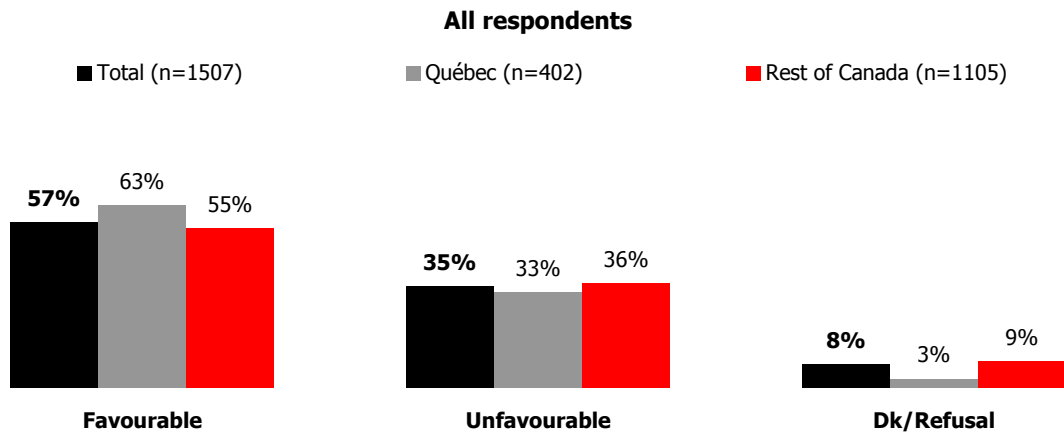
- ▶ Quebeckers (27%)
- ▶ Albertans (30%)
- ▶ Men (25%)
- ▶ People aged 55 to 64 (28%) and 65 or older (32%)
- ▶ Manual workers (34%), people who are retired (31%) and who are unemployed (60%)
- ▶ People whose gross annual household income is below \$20,000 (31%) or between \$20,000 and \$39,999 (16%)
- ▶ People with an elementary (60%) or high school (32%) level education
- ▶ People comfortable with homosexuality (44%)
- ▶ People who think homosexuality is normal (35%)

2. Attitude of Canadians towards Homosexual People

2.1 Marriage of a Family Member with a Person of the Same Sex

- ❖ The union of a close family member with another person of the same sex seems to be relatively well accepted in Canada. Thus, more than half (**57%**) of Canadians surveyed **are favourable** to this type of union.
 - ⇒ Quebeckers seem more inclined (63% vs. 55% for other Canadians) to accept the union of a close family member with another person of the same sex.
 - ⇒ In contrast, more than a third (**35%**) of respondents would view the union of a close family member with another person of the same sex as **unfavourable**.
- ❖ Close to one tenth (8%) of Canadians surveyed could not or did not want to express their opinion on this question.

Graph 2.1 QG3. If a close member of your family, for example a brother or a sister, told you about his or her intention to marry a person of the same sex, would you be favourable or unfavourable to this union?



QG3. If a close member of your family, for example a brother or a sister, told you about his or her intention to marry a person of the same sex, would you be favourable or unfavourable to this union?

Base: All respondents.	Total Canada (n=1507)	Atl. Prov. (n=100)	Québec (n=402)	Ontario (n=604)	Prairies (n=125)	Alberta (n=125)	BC (n=151)
	%	%	%	%	%	%	%
Favourable	57	56	63↗	57	45↘	41↘	61
Unfavourable	35	37	33	33	43	50↗	28↘
Don't know / can't recall	8	6	3↘	10	12	9	11

❖ The following table presents the characteristics of respondent who would be...

...Favourable to the union of a close member of their family with a person of the same sex.

- ▶ Quebeckers (63%)
- ▶ Francophones (69%)
- ▶ Women (60%)
- ▶ People aged 18 to 24 (70%) and 25 to 34 (66%)
- ▶ Professionals (66%) and students (78%)
- ▶ People whose gross annual household income is \$80,000 or more (67%)
- ▶ People with a university level education (65%)
- ▶ People who are comfortable with homosexuality (74%)
- ▶ People who think homosexuality is normal (79%)

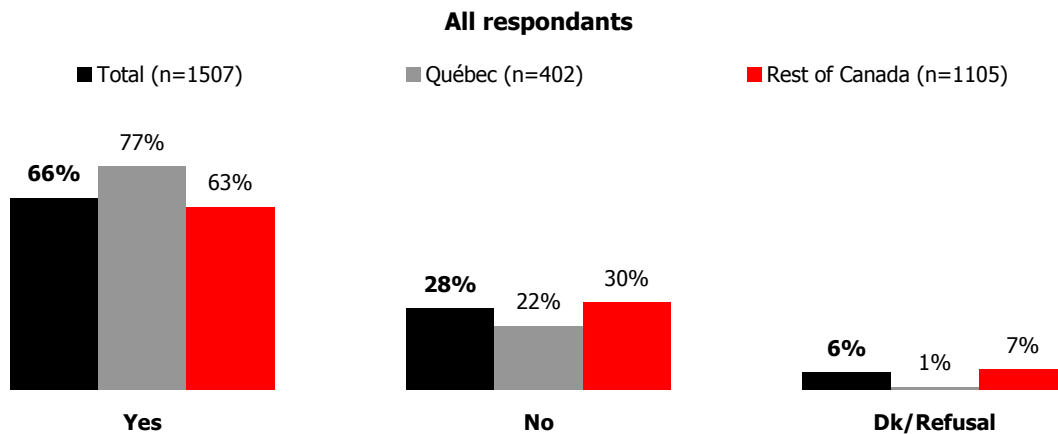
...Unfavourable to the union of a close member of their family with a person of the same sex.

- ▶ Albertans (50%)
- ▶ Allophones (47%)
- ▶ Men (38%)
- ▶ People aged 65 or older (51%)
- ▶ Homemakers (51%), people who are retired (46%) and who are unemployed (55%)
- ▶ People whose gross annual household income is below \$20,000 (47%)
- ▶ People with an elementary (69%) or high school (43%) level education
- ▶ People who are comfortable with homosexuality (70%)
- ▶ People who think homosexuality is normal (54%)

2.2 Attending the Wedding of Two Homosexual People

- ❖ Two-thirds (**66%**) of Canadians surveyed **would attend** the wedding of two homosexual people if they were invited.
- ⇒ Compared to the rest of Canadians, more Quebeckers (77% vs. 63% for other Canadians) say they would attend this type of ceremony if the occasion arises.
- ❖ Nevertheless, more than a quarter (**28%**) of respondents are **reticent** to attend the wedding of two people of the same sex.
- ❖ A minority (6%) did not want to express an opinion on the question.

Graph 2.2 QG4. If you were invited to attend the wedding of two homosexual people, would you accept to go to the ceremony, YES or NO?



QG4. If you were invited to attend the wedding of two homosexual people, would you accept to go to the ceremony, YES or NO?

Base: All respondents.	Total Canada (n=1507)	Atl. Prov. (n=100)	Québec (n=402)	Ontario (n=604)	Prairies (n=125)	Alberta (n=125)	BC (n=151)
	%	%	%	%	%	%	%
Yes	66	65	77 ↗	66	56 ↘	49 ↘	67
No	28	30	22 ↘	26	34	44 ↗	27
Don't know / can't recall	6	5	1 ↘	8	10	7	7

❖ The following table presents the characteristics of respondents who...

...Would attend the wedding of two homosexual people if they were invited

- ▶ Quebeckers (63%)
- ▶ Francophones (82%)
- ▶ Women (71%)
- ▶ People aged 18 to 24 (75%) and 25 to 34 (77%)
- ▶ Employees in the service, sales or office work (73%) sector, professionals (77%) and students (84%)
- ▶ People whose gross annual household income is \$80,000 or more (80%)
- ▶ People with a university level education (77%)
- ▶ People who are comfortable with homosexuality (84%)
- ▶ People who think homosexuality is normal (88%)

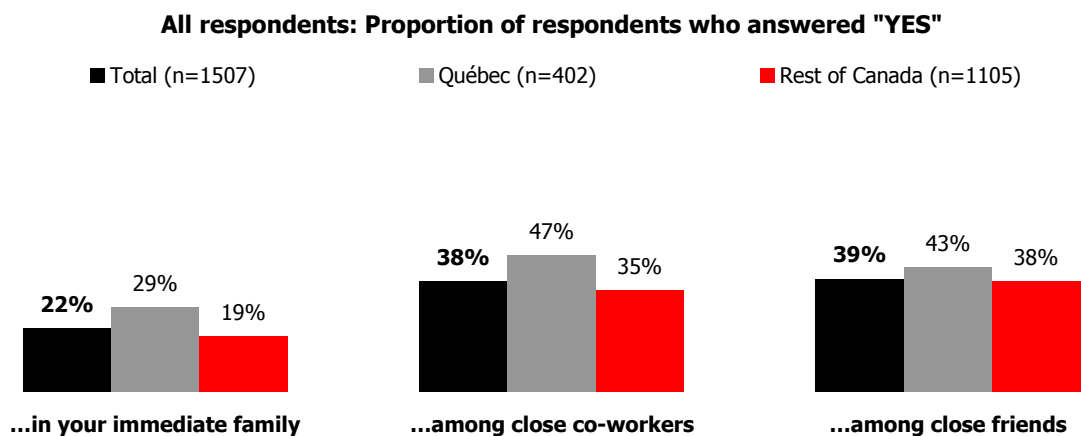
... Would not attend the wedding of two homosexual people if they were invited

- ▶ Albertans (44%)
- ▶ Allophones (37%)
- ▶ Men (33%)
- ▶ People aged 65 or older (44%)
- ▶ Manual workers (40%), homemakers (37%), people who are retired (40%) and who are unemployed (48%)
- ▶ People whose gross annual household income is below \$20,000 (40%)
- ▶ People with an elementary (62%) or high school (37%) level education
- ▶ People who are comfortable with homosexuality (63%)
- ▶ People who think homosexuality is normal (45%)

2.3 Awareness of Homosexual People in Family, Friend and Co-Worker Circles

- ❖ In Canada, awareness of homosexual people in a person's circle of family, friends or co-workers seems inversely related to the closeness of the relationship.
 - ❖ Thus, close to two out of five respondents claim homosexual people are **among their close friends (39%)** or **among close co-workers (38%)**. However, less than a quarter (**22%**) of Canadians surveyed say they count homosexual people **among their immediate family**.
- ⇒ On the whole, more Quebecers say they know homosexual people within their circles of family, friends and co-workers than residents of the Prairies do.

Graph 2.3 QG5a-QG5c. Do you know homosexual people... ?



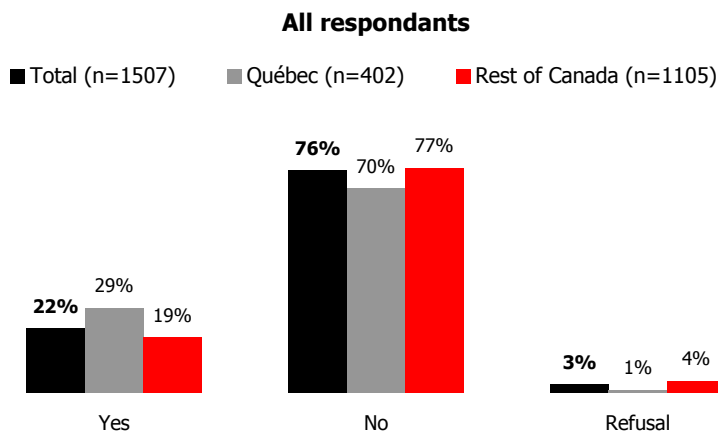
QG5a-QG5c. Do you know homosexual people ... ?

Base: All respondents.	Total Canada (n=1507)	Atl. Prov. (n=100)	Québec (n=402)	Ontario (n=604)	Prairies (n=125)	Alberta (n=125)	BC (n=151)
PROPORTION OF "YES"	%	%	%	%	%	%	%
...in your immediate family	22	25	29↗	20	12↘	18	19
...among close co-workers	38	32	47↗	39	23↘	31	36
...among your close friends	39	35	43	40	28↘	31↘	46


2.4 Reaction to the Homosexuality of an Immediate Family Member

- ❖ Less than a quarter (**22%**) of Canadians surveyed **claim to know** homosexual people within their immediate family.
- ⇒ Quebeckers (29% vs. 19% for other Canadians) are more likely to say they know homosexual people in their immediate family.
- ❖ Globally, the majority (**85%**) of those who say they know homosexual people within their immediate family **have accepted the situation quite well**.
- ⇒ Quebeckers are once again among those more likely to claim having accepted the situation quite well (92% vs. 81% of other Canadians).

Graph 2.4.1 QG5a. Do you know homosexual people...
...in your immediate family?

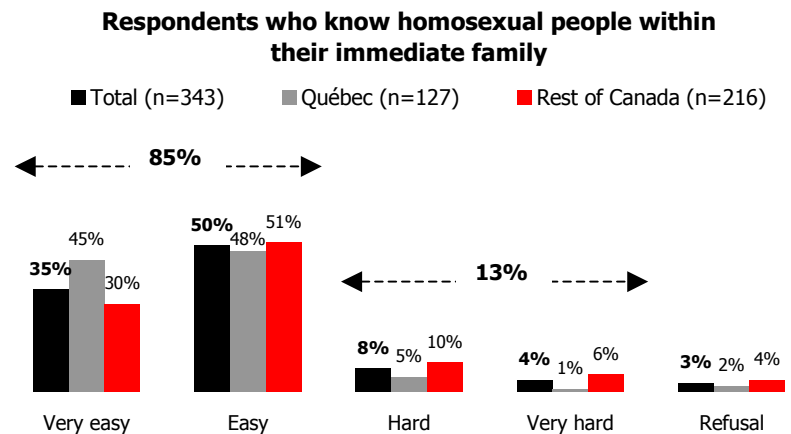


The tendency of respondents to claim knowing homosexual people within the immediate family is mainly observed among residents of Québec (29%), francophones (34%), professionals (27%), those whose gross annual household income is \$80,000 or more (28%), those with a college level education (25%), Canadians comfortable with the notion of homosexuality (27%) and those who think it is normal (27%).



Graph 2.4.2 QG6a. When you learned about the homosexuality of a family member, was this situation very easy, easy, hard or very hard for you to accept... ?

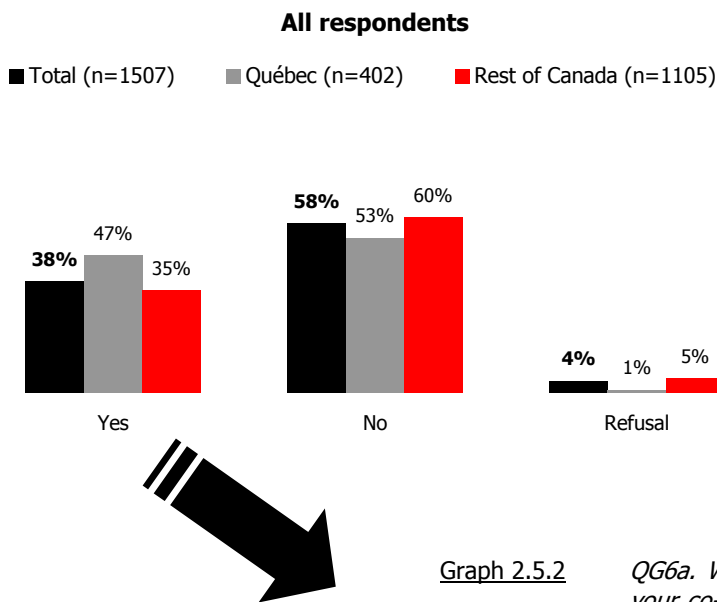
The tendency of respondents to accept homosexual people within the family more easily is mainly observed among residents of Québec (92%), francophones (93%), women (89%), employees in the service, sales or office work sector (92%), professionals (91%), Canadians comfortable with the notion of homosexuality (91%) and those who think it is normal (93%).



2.5 Reaction to the Homosexuality of a Close Co-Worker

- ❖ Close to two out of five Canadians surveyed (**38%**) **claim to know** homosexual people among close co-workers.
 - ⇒ Quebeckers (47% vs. 35% for other Canadians) are more likely to say they know homosexual people among close co-workers.
- ❖ On the whole, almost all (**92%**) of those who say they know homosexual people among their close co-workers **have accepted the situation quite well**.
 - ⇒ Quebeckers are once again among those more likely to claim having accepted the situation quite well (98% vs. 89% for other Canadians).

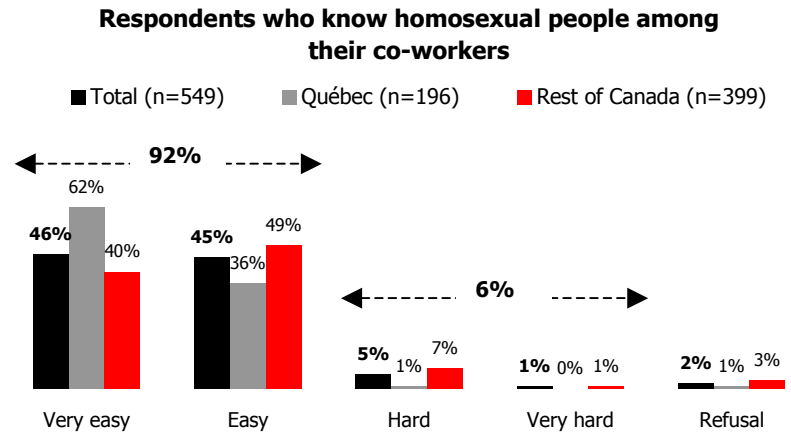
Graph 2.5.1 QG6a. Do you know homosexual people...
...among close co-workers?



The tendency of respondents to claim knowing homosexual people among close co-workers is observed mainly among residents of Quebec (47%), francophones (50%), women (41%), people aged 25 to 34 (46%), employees in the service, sales and office work sector (42%), professionals (53%), those whose gross annual household income is between \$60,000 and \$79,999 (45%) and \$80,000 or more (51%), Canadians with a university level education (49%), Canadians comfortable with the notion of homosexuality (47%) and those who think it is normal (47%).

Graph 2.5.2 QG6a. When you learned about the homosexuality of your co-worker, was this situation very easy, hard, or very hard for you to accept... ?

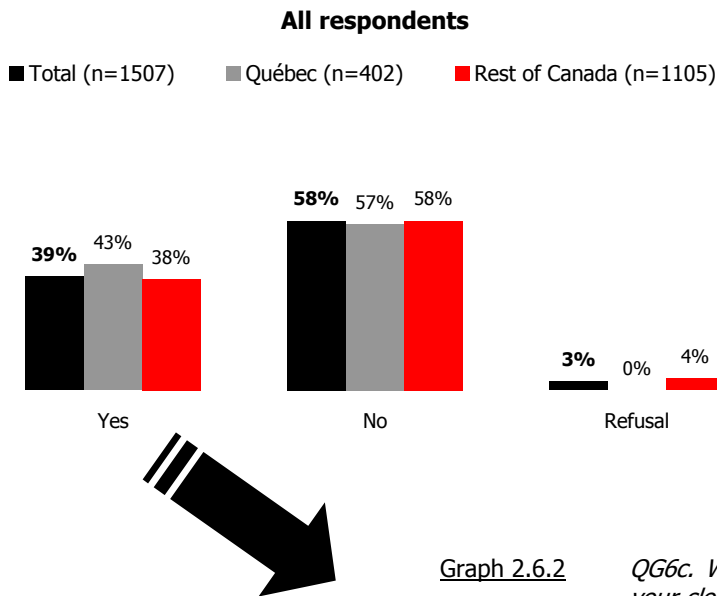
The tendency of respondents to accept homosexual people among close co-workers more easily is mainly observed among residents of Québec (98%), francophones (98%), professionals (97%), those whose gross annual household income is \$80,000 or more (96%), those with a university level education (95%), Canadians comfortable with the notion of homosexuality (97%) and those who think it is normal (98%).



2.6 Reaction to the Homosexuality of a Close Friend

- ◆ Nearly two out of five Canadians surveyed (**39%**) **claim to know** homosexual people among their close friends.
- ◆ In all, the majority (**89%**) of those who say they know homosexual people among their close circle of friends **have accepted the situation quite well**.
- ⇒ Quebeckers are among those more likely to claim having accepted the situation quite well (94% vs. 88% of other Canadians).

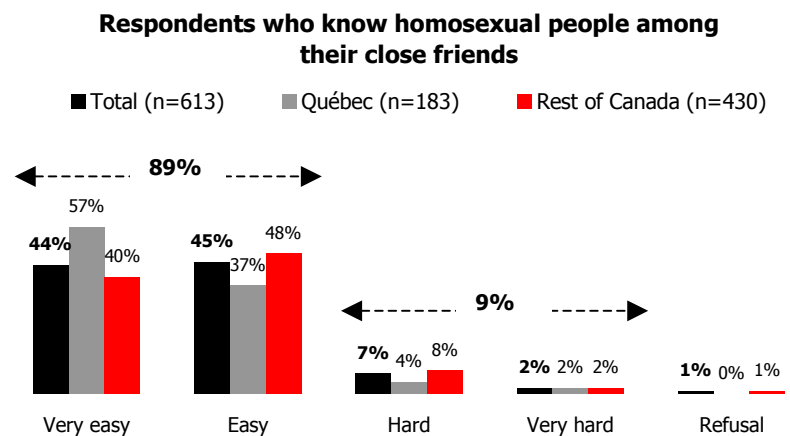
Graph 2.6.1 QG5c. Do you know homosexual people...
...among your close friends?



The tendency of respondents to claim knowing homosexual people among close friends is mainly observed among francophones (45%), women (46%), people aged 25 to 34 (45%), professionals (45%), those with a university level education (45%), Canadians comfortable with the notion of homosexuality (50%) and those who think it is normal (52%).

Graph 2.6.2 QG6c. When you learned about the homosexuality of your close friend, was this situation very easy, hard, or very hard for you to accept... ?

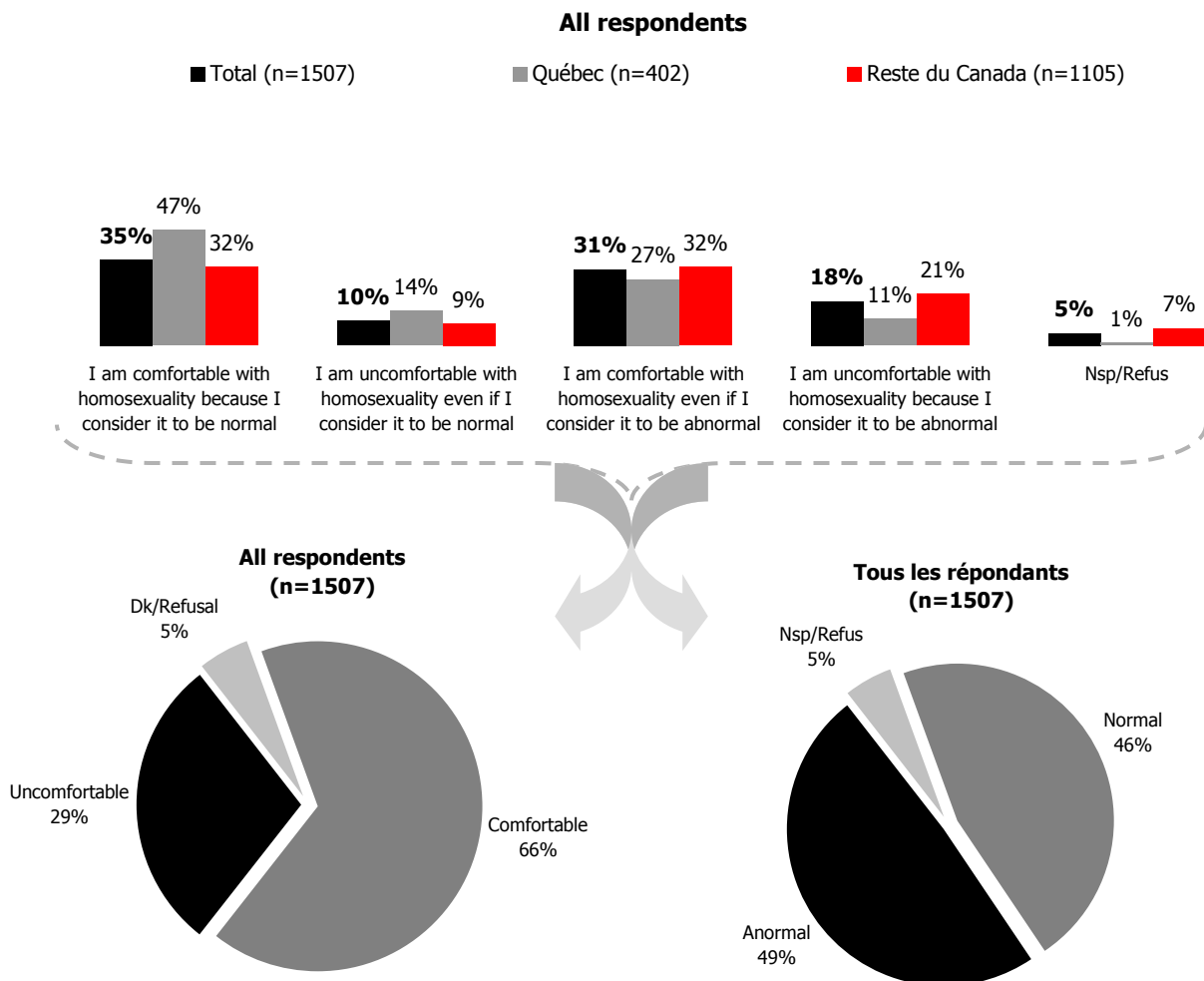
The tendency of respondents to accept homosexual people in their close circle of friends more easily is mainly observed among residents of Québec (94%), francophones (95%), people aged 18 to 24 (96%), professionals (93%), Canadians comfortable with the notion of homosexuality (94%) and those who think it is normal (95%).



3. Interaction with Homosexual People

- ❖ In Canada, accepting homosexuality seems to occur despite the perception that it is abnormal. Thus, half (**49%**) of Canadians surveyed think that **homosexuality is abnormal** compared to **46%** who think **the opposite**. Nevertheless, despite a lack of consensus, two-thirds (**66%**) of respondents say **they are comfortable** with homosexuality.
- ⇒ Quebeckers are more likely to think homosexuality is normal (61% vs. 41% for other Canadians) and to say they are comfortable with homosexuality (74% vs. 63% for other Canadians).
- ❖ More specifically, close to a third (**35%**) of respondents **are comfortable** with homosexuality **because it is normal**, while **31%** accept it **despite the perception it is not normal**.
- ❖ A minority (5%) did not express an opinion on the question.

Graph 3 QG7. Among the following statements, which one describes your situation best?



QG7. Among the following statements, which one describes your situation best?

Base: All respondents.	Total Canada (n=1507)	Atl. Prov. (n=100)	Québec (n=402)	Ontario (n=604)	Prairies (n=125)	Alberta (n=125)	BC. (n=151)
"COMFORTABLE" WITH HOMOSEXUALITY	66	66	74 ↗	67	55 ↘	57 ↘	62
I am comfortable with homosexuality because I consider it to be normal	35	33	47↗	34	22↘	23↘	34
I am comfortable with homosexuality even if I consider it to be abnormal	31	33	27↘	33	33	34	27
"UNCOMFORTABLE" WITH HOMOSEXUALITY	29	32	25	25 ↘	36	38 ↗	31
I am uncomfortable with homosexuality even if I consider it to be normal	10	4↘	14↗	8↘	12	10	13
I am uncomfortable with homosexuality because I consider it to be abnormal	18	28↗	11↘	17	24	28↗	18
Don't know / can't recall	5	2	1 ↘	8 ↗	9 ↗	5	7

QG7. Among the following statements, which one describes your situation best?

Base: All respondents.	Total Canada (n=1507)	Atl. Prov. (n=100)	Québec (n=402)	Ontario (n=604)	Prairies (n=125)	Alberta (n=125)	BC. (n=151)
"NORMAL"	46	37	61 ↗	42 ↘	34 ↘	33 ↘	47
I am comfortable with homosexuality because I consider it to be normal	35	33	47↗	34	22↘	23↘	34
I am uncomfortable with homosexuality even if I consider it to be normal	10	4↘	14↗	8↘	12	10	13
"ABNORMAL"	49	61	38 ↘	50	57	62 ↗	46
I am comfortable with homosexuality even if I consider it to be abnormal	31	33	27↘	33	33	34	27
I am uncomfortable with homosexuality because I consider it to be abnormal	18	28↗	11↘	17	24	28↗	18
Don't know / can't recall	5	2	1 ↘	8 ↗	9 ↗	5	7

◆ The following table presents the characteristics of respondents who believe that...

...Homosexuality is normal

- ▶ Quebeckers (61%)
- ▶ Francophones (62%)
- ▶ Women (50%)
- ▶ People aged 18 to 24 (57%) and 25 to 34 (52%)
- ▶ Professionals (53%) and students (59%)
- ▶ People whose gross annual income is \$80,000 or more (52%)
- ▶ People with a university level education (56%)
- ▶ People who do not have any minors at home (47%)

...Homosexuality is abnormal

- ▶ Residents of the Maritimes (61%) and Albertans (62%)
- ▶ Anglophones (54%)
- ▶ Men (55%)
- ▶ People aged 65 or older (55%)
- ▶ Manual workers (63%), homemakers (59%) and retired people (55%)
- ▶ People with an elementary (76%) or high school (56%) level education
- ▶ People with minors at home (53%)

Questionnaire



VERSION FRANÇAISE

QG1

QG1. Les personnes homosexuelles ont-elles raison de vouloir faire des campagnes de lutte contre l'homophobie et la discrimination en relation avec les droits de la personne ?

Oui	1
Non	2
Ne sait pas	8
Refus de répondre	9

QG2

QG2. Diriez-vous que votre perception de l'homosexualité...

...S'est modifiée de manière favorable au cours des 5 dernières années	1
...S'est modifiée de manière défavorable au cours des 5 dernières années	2
...Ne s'est pas modifiée au cours des 5 dernière années	3
Ne sait pas	8
Refus de répondre	9

QG3

QG3. Si un membre proche de votre famille, comme par exemple un frère ou une sœur, vous faisait part de son intention de se marier avec une personne du même sexe, est-ce que vous seriez FAVORABLE ou DÉFAVORABLE à cette union?

*** RELANCER SI LA PERSONNE DIT "CA ME DÉRANGE PAS" ***

Favorable	1
Défavorable.....	2
Ne sait pas	8
Refus	9

QG4

QG4. Si vous étiez invité(e) à assister au mariage de deux personnes homosexuelles, accepteriez-vous OUI ou NON de vous rendre à la cérémonie ?

OUI	1
NON	2
Ne sait pas	3
Refus	4

QG5A

QG5a. Connaissez vous des personnes homosexuelles...

a) ...dans votre famille immédiate ?

OUI	1
NON	2
Ne sait pas	8
Refus	9

QG5B

QG5b. Connaissez vous des personnes homosexuelles...

b) ...parmi vos collègues de travail proches de vous ?

OUI	1
NON	2
Ne sait pas	8
Refus	9

QG5C

QG5c. Connaissez vous des personnes homosexuelles...

c) ...parmi vos amis proches ?

OUI	1
NON	2
Ne sait pas	8
Refus	9

QG6A

=> +1 if QG5A=#2-#4

QG6a. Lorsque vous avez appris l'homosexualité D'UN MEMBRE DE VOTRE FAMILLE, est-ce que c'est une situation que vous avez accepté TRÈS FACILEMENT, FACILEMENT, DIFFICILEMENT ou TRÈS DIFFICILEMENT ?

Très facilement.....	1
Facilement.....	2
Difficilement	3
Très difficilement	4
Ne sait pas	8
Refus	9

QG6B

=> +1 if QG5B=#2-#4

QG6b. Lorsque vous avez appris l'homosexualité DE VOTRE COLLÈGUE DE TRAVAIL, est-ce que c'est une situation que vous avez accepté TRÈS FACILEMENT, FACILEMENT, DIFFICILEMENT ou TRÈS DIFFICILEMENT ?

Très facilement.....	1
Facilement.....	2
Difficilement	3
Très difficilement	4
Ne sait pas	8
Refus	9

QG6C

=> +1 if QG5C=#2-#4

QG6c. Lorsque vous avez appris l'homosexualité DE VOTRE AMI(E), est-ce que c'est une situation que vous avez accepté TRÈS FACILEMENT, FACILEMENT, DIFFICILEMENT ou TRÈS DIFFICILEMENT ?

Très facilement.....	1
Facilement.....	2
Difficilement.....	3
Très difficilement.....	4
Ne sait pas.....	8
Refus.....	9

QG7

QG7. Parmi les énoncés suivants, lequel correspond le mieux à votre situation ?

LIRE

...Je suis à l'aise avec l'homosexualité parce que je considère que c'est un état normal.....	1
...Je suis mal à l'aise avec l'homosexualité même si je considère que c'est un état normal....	2
...Je suis à l'aise avec l'homosexualité même si je considère que c'est un état anormal.....	3
...Je suis mal à l'aise avec l'homosexualité parce que je considère que c'est un état anormal	4
Ne sait pas.....	8
Refus.....	9

ENGLISH VERSION**QG1**

QG1. Are homosexual people justified in wanting to carry out campaigns to fight against homophobia and discrimination related to human rights ?

Yes.....	1
No.....	2
Don't know.....	8
Refuse to answer.....	9

QG2

QG2. Would you say your perception of homosexuality...?

Has changed in a favourable way in the last 5 years?.....	1
Has changed in an unfavourable way in the last 5 years?.....	2
Hasn't changed in the last 5 years?.....	3
Don't know.....	8
Refuse to answer.....	9

QG3

QG3. If a close member of your family, for example a brother or a sister, told you about his or her intention to marry a person of the same sex, would you be FAVOURABLE or UNFAVOURABLE to this union?

*** PROBE IF RESPONDENT SAYS "IT DOESN'T BOTHER ME" ***

Favourable	1
Unfavourable.....	2
Don't know.....	8
Refusal.....	9

QG4

QG4. If you were invited to attend the wedding of two homosexual people, would you accept to go to the ceremony, YES or NO?

YES.....	1
NO.....	2
Don't know.....	3
Refusal.....	4

QG5A

QG5. Do you know homosexual people...?
a) ...in your immediate family ?

YES.....	1
NO.....	2
Don't know.....	8
Refusal.....	9

QG5B

QG5. Do you know homosexual people...?
b) ...among close co-workers ?

YES.....	1
NO.....	2
Don't know.....	8
Refusal.....	9

QG5C

QG5. Do you know homosexual people...?
c) ...among your close friends ?

YES.....	1
NO.....	2
Don't know.....	8
Refusal.....	9

QG6A

=> +1 if QG5A=#2-#4

Q6a. When you learned about the homosexuality of a FAMILY MEMBER, was this situation VERY EASY, EASY, HARD, or VERY HARD for you to accept?

- Very easy 1
- Easy 2
- Hard 3
- Very hard 4
- Don't know 8
- Refusal 9

QG6B

=> +1 if QG5B=#2-#4

Q6a. When you learned about the homosexuality of your CO-WORKER, was this situation VERY EASY, EASY, HARD, or VERY HARD for you to accept?

- Very easy 1
- Easy 2
- Hard 3
- Very hard 4
- Don't know 8
- Refusal 9

QG6C

=> +1 if QG5C=#2-#4

Q6a. When you learned about the homosexuality of YOUR FRIENDS, was this situation VERY EASY, EASY, HARD, or VERY HARD for you to accept?

- Very easy 1
- Easy 2
- Hard 3
- Very hard 4
- Don't know 8
- Refusal 9

QG7

Q7. Among the following statements, which one describes your situation best?

READ

- ...I am comfortable with homosexuality because I consider it to be normal..... 1
- ...I am uncomfortable with homosexuality even if I consider it to be normal..... 2
- ...I am comfortable with homosexuality even if I consider it to be abnormal.....3
- ...I am uncomfortable with homosexuality because I consider it to be abnormal...4
- Don't know 8
- Refusal 9